

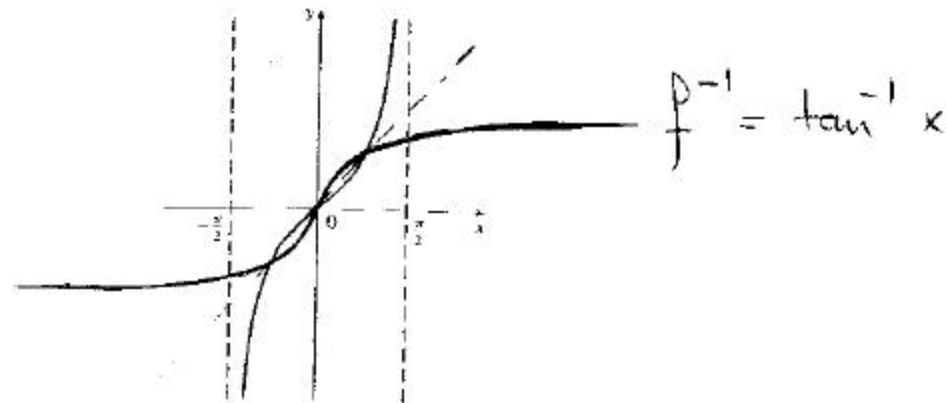
MA 110 - 11/16/2005 THIRD MIDTERM	FALL 2005 Alberto Corso	Name: <u>Answer Key</u>
--------------------------------------	----------------------------	-------------------------

PLEASE, BE NEAT AND SHOW ALL YOUR WORK; CIRCLE YOUR ANSWER.

PROBLEM NUMBER	POSSIBLE POINTS	POINTS EARNED
1	6	
2	6	
3	6	
4	6	
5	6	
6	6	
7	6	
8	6	
9	6	
10	6	
TOTAL	out of 50	

θ		$\cos \theta$	$\sin \theta$	$\tan \theta$
degrees	radians			
0°	0	1	0	0
30°	$\frac{\pi}{6}$	$\frac{\sqrt{3}}{2}$	$\frac{1}{2}$	$\frac{\sqrt{3}}{3}$
45°	$\frac{\pi}{4}$	$\frac{\sqrt{2}}{2}$	$\frac{\sqrt{2}}{2}$	1
60°	$\frac{\pi}{3}$	$\frac{1}{2}$	$\frac{\sqrt{3}}{2}$	$\sqrt{3}$
90°	$\frac{\pi}{2}$	0	1	—

1. (a) Determine if the graph given below is a graph of a one-to-one function f . If so, use the reflection property to sketch the graph of f^{-1} .



- (b) Find the inverse of $f(x) = \frac{2x+1}{3x}$.

$$y = \frac{2x+1}{3x} \quad 3xy = 2x+1 \quad 3yx - 2x = 1$$

$$x(3y-2) = 1 \quad x = \frac{1}{3y-2} \quad \text{invert } x \leftrightarrow y$$

$$\therefore \boxed{y = \frac{1}{3x-2}}$$

pts: /6

2. Find an exponential function of the form $f(x) = ba^x$ that has y -intercept at $\frac{1}{6}$ and passes through the point $P(2, \frac{32}{3})$.

y -intercept at $\frac{1}{6}$ means $Q(0, \frac{1}{6})$ is on the graph. I.e. $\frac{1}{6} = ba^0 \Rightarrow b = \frac{1}{6}$

$$\frac{32}{3} = \frac{1}{6} a^2 \Leftrightarrow a^2 = 64 \Leftrightarrow a = 8 \quad \boxed{f(x) = \frac{1}{6} \cdot 8^x}$$

pts: /6

3. (a) Change to exponential form the following expressions:

$$\log \frac{1}{100} = -2$$

$$\log_a 343 = \frac{3}{4}$$

$$\ln x = e.$$

$$10^{-2} = \frac{1}{100}$$

$$a^{3/4} = 343$$

$$x = e^e$$

(a) Change to logarithmic form the following expressions:

$$3^5 = 243$$

$$4^{5-x} = p$$

$$(0.9)^t = \frac{1}{2}$$

$$\log_{13} 243 = 5$$

$$\log_4 p = 5 - x$$

$$\log_{0.9} \frac{1}{2} = t$$

pts: /6

4. Write the following expression as one logarithm:

$$\ln y^3 + \frac{1}{3} \ln(x^3 y^6) - 5 \ln y.$$

$$= \ln y^3 + \ln \left[(x^3 y^6)^{1/3} \right] - \ln y^5$$

$$= \ln y^3 + \ln(x y^2) - \ln y^5$$

$$= \ln \left(\frac{y^3 \cdot x y^2}{y^5} \right) = \boxed{\ln(x)}$$

pts: /6

5. Solve the equation:

$$2^{5x+3} = 3^{2x+1}$$

$$\ln 2^{5x+3} = \ln 3^{2x+1}$$

$$(5x+3) \ln 2 = (2x+1) \ln 3$$

$$5x \ln 2 + 3 \ln 2 = 2x \ln 3 + \ln 3$$

$$5x \ln 2 - 2x \ln 3 = \ln 3 - 3 \ln 2$$

$$x [\ln 2^5 - \ln 3^2] = \ln 3 - \ln 2^3$$

$$x = \frac{\ln 3 - \ln 8}{\ln 32 - \ln 9}$$

$$= \frac{\ln(3/8)}{\ln(32/9)}$$

pts: /6

6. Solve the equation:

$$\log_4(x) = \sqrt[3]{\log_4 x}$$

$$u = \log_4 x \quad \therefore u = \sqrt[3]{u} \iff u^3 = u$$

$$u^3 - u = 0 \iff u(u^2 - 1) = 0 \iff u(u-1)(u+1) = 0$$

$$\therefore u = 0, u = 1, u = -1$$

$$\therefore \log_4 x = 0, \log_4 x = 1, \log_4 x = -1$$

$$\updownarrow$$

$$x = 1$$

$$\updownarrow$$

$$x = 4$$

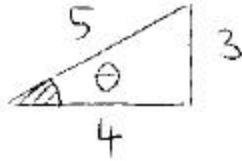
$$\updownarrow$$

$$x = 4^{-1} = \frac{1}{4}$$

pts: /6

7. Find the exact values of the remaining trigonometric functions for the acute angle θ such that:

$$\tan \theta = \frac{3}{4}$$



$$\therefore \cos \theta = \frac{4}{5} \quad \sin \theta = \frac{3}{5}$$

$$\cot \theta = \frac{4}{3}$$

$$\sec \theta = \frac{5}{4} \quad \csc \theta = \frac{5}{3}$$

pts: /6

8. Verify the identity

$$\sin \varphi (\csc \varphi - \sin \varphi) = \cos^2 \varphi$$

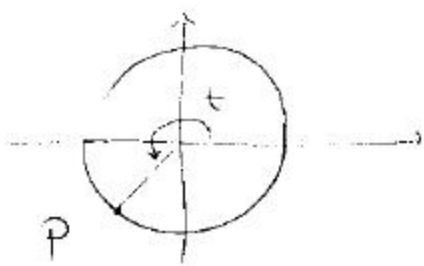
by transforming the left-hand side into the right-hand side.

$$\begin{aligned} \sin \varphi (\csc \varphi - \sin \varphi) &= \\ &= \sin \varphi \left[\frac{1}{\sin \varphi} - \sin \varphi \right] = \\ &= 1 - \sin^2 \varphi \\ &= \cos^2 \varphi \quad \checkmark \end{aligned}$$

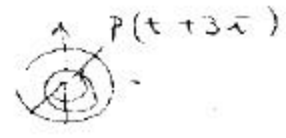
pts: /6

9. Let $P(t)$ denote the point on the unit circle that corresponds to the angle t .

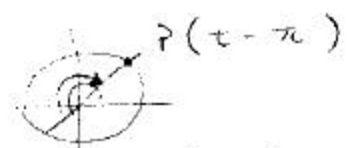
If $P(t)$ has coordinates $(-\frac{3}{5}, -\frac{4}{5})$ find the coordinates of $P(t + 3\pi)$, $P(t - \pi)$ and $P(-t)$.



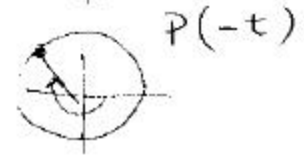
$P(t + 3\pi) = (\frac{3}{5}, \frac{4}{5})$



$P(t - \pi) = (\frac{3}{5}, \frac{4}{5})$



$P(-t) = (-\frac{3}{5}, \frac{4}{5})$



pts: /6

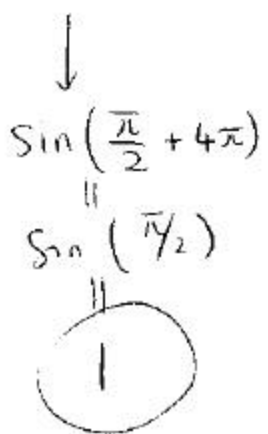
10. Use reference angles to find the exact values of

$\tan(225^\circ)$

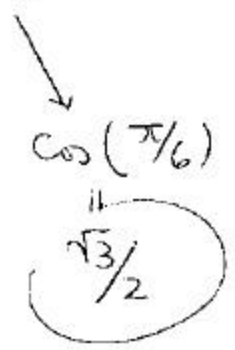


$= \tan(45^\circ)$
 $= 1$

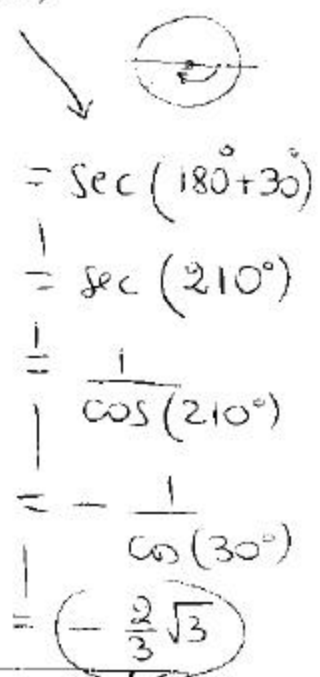
$\sin(\frac{9}{2}\pi)$



$\cos(-\frac{\pi}{6})$



$\sec(-150^\circ)$



pts: /6