

MA137 – Calculus 1 with Life Science Applications
Discrete-Time Models
Sequences and Difference Equations
(Sections 2.1 and 2.2)

Alberto Corso
(alberto.corso@uky.edu)

Department of Mathematics
University of Kentucky

September 11, 2017

What are sequences?

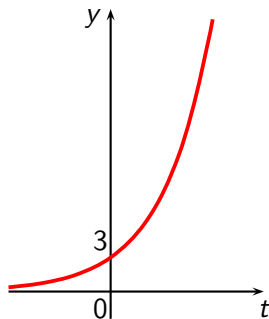
So far we have studied real valued functions whose domain consists of the real numbers, say:

$$f : \mathbb{R} \longrightarrow \mathbb{R}.$$

For example, consider the function

$$f(t) = 3 \cdot 2^t.$$

The graph of f looks like:



More generally, we have considered functions of the form

$$P(t) = P_0(1 + r)^t,$$

where r is a positive real number ($r \equiv$ growth rate).

Sometimes it makes sense to **change the domain of the function** to the nonnegative integers $\mathbb{N} = \{0, 1, 2, 3, \dots\}$

$$f : \mathbb{N} \longrightarrow \mathbb{R}, \quad n \mapsto f(n).$$

For example, $f(n) = 3 \cdot 2^n$ with $n \in \mathbb{N}$.

A table is a useful tool to illustrate this function

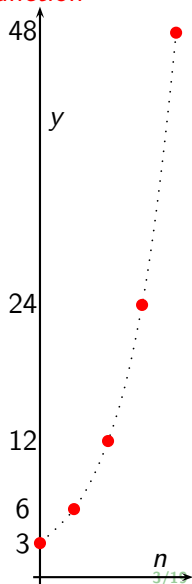
n	0	1	2	3	4	\dots
$3 \cdot 2^n$	3	6	12	24	48	\dots

The graph is useful too!

Because the domain consists of nonnegative integers, **the graph consists of isolated points** with coordinates

$(0, f(0))$ $(1, f(1))$ $(2, f(2))$ $(3, f(3))$ $(4, f(4))$ \dots

Note: we should not have connected the isolated points with the dotted curve. Please disregard it!!



Definition and Notation

Definition (Sequence/Notation)

We can write the function

$$f : \mathbb{N} \longrightarrow \mathbb{R}, \quad n \mapsto f(n)$$

as a list of numbers $f_0, f_1, f_2, f_3, \dots$, where $f_n = f(n)$.

We refer to this list as a **sequence**.

We write $\{f_n \mid n \in \mathbb{N}\}$ (or $\{f_n\}$ for short) to denote the entire sequence.

We list the values of the sequence $\{f_n\}$ in order of increasing n

$$f_0, f_1, f_2, f_3, \dots$$

Remark: Instead of ' f ' we often use the letters ' a ' or ' b ' or ' c ' ... to denote sequences.

For example: $a_n = \frac{n}{n+1}$ $b_n = \frac{(-1)^n}{(n+1)^2}$ $c_n = 3 \cdot 2^n$

Example 1:

Find a general formula for the general term a_n for each of the following sequences starting with a_0 :

(a) $0, 1, 4, 9, 16, 25, 36, 49, \dots$

(b) $1, -1, 1, -1, 1, -1, \dots$

(c) $1, -\frac{1}{2}, \frac{1}{4}, -\frac{1}{8}, \frac{1}{16}, -\frac{1}{32}, \dots$

Repeat this problem starting this time with a_1 .

Example 2:

Consider the sequence given by

$$a_n = 2 + \frac{(-1)^n}{n} \quad n > 1.$$

List the first six terms of the sequence and plot them on the Cartesian plane.

Recursions (or Recursive Sequences)

The exponential growth model we considered earlier

$$P_n = 3 \cdot 2^n$$

is an example of a sequence. Explicitly, we have

$$P_0 = 3, \quad P_1 = 6, \quad P_2 = 12, \quad P_3 = 24, \quad P_4 = 48, \quad \dots$$

It is not difficult to observe that this sequence of numbers describes quantities that double after each unit of time.

More explicitly, we can write

$$P_1 = 2P_0, \quad P_2 = 2P_1, \quad P_3 = 2P_2, \quad P_4 = 2P_3, \quad \dots$$

We can summarize the above facts into a single expression. I.e.,

$$P_{n+1} = 2P_n$$

this expression gives a rule that is applied repeatedly to go from one time step (the n th) to the next one (the $(n + 1)$ st).

Such an expression is called a **recursion**.

Example 3:

- (a) List the first five terms of the recursively define sequence

$$a_0 = 1 \quad a_{n+1} = (n + 1)a_n.$$

Do you see something familiar?

- (b) List the first five terms of the recursively define sequence

$$a_1 = 1 \quad \text{and} \quad a_{n+1} = 1 + \frac{1}{a_n}.$$

Do you see something familiar?

Caution: While it is easy to compute terms in a recursive relation, there are 2 issues:

- In order to find a_{100} , we have to compute the previous 99 terms.
- We may not get a feeling for what will eventually happen.

Spreadsheets to Calculate Recursive Sequences

Using a spreadsheet it is possible to quickly calculate many terms in any sequence that is defined by a recurrence equation. We will explain how to do this calculation, using the specific recursive sequence of Example 3(b), that is:

$$a_1 = 1, \quad a_{n+1} = 1 + \frac{1}{a_n} \quad (*)$$

We will use the column **A** of the spreadsheet to store the values of the index n for each term in the sequence and column **B** to store the values of the sequence a_n . Use the cells **A1** and **B1** to label the columns **n** and **a_n** respectively, and cells **A2** and **B2** to enter the index (1) and value (1) for the first term (a_1) in the sequence. To generate the next row we need to use the recursion equation (*).

In cell **A3** enter 2 (the index) and in cell **B3** enter $=1+1/B2$, as shown in the picture below

	A	B
1	n	a_n
2	1	1
3	2	=1+1/B2
4		

The value of **B3** (a_2) will then be computed from the value of **B2** (a_1) as the recurrence equation requires. We can then use the spreadsheet's **Autofill** command to generate the further terms in the sequence. Select the last row of your table (i.e., the cells **A3** and **B3**). When you select them, these two cells will be highlighted and surrounded by a colored outline. In the bottom right corner of the outline is a small colored square.

	A	B	C
1	n	a_n	
2	1	1	
3	2	2	
4			

Click and hold on the square, and then drag down several rows, as shown below

	A	B	C
1	n	a_n	
2	1	1	
3	2	2	
4	3	1.5	
5	4	1.666667	
6	5	1.6	
7	6	1.625	
8	7	1.615385	
9	8	1.619048	
10	9	1.617647	
11	10	1.618182	
12	11	1.617978	
13			

The spreadsheet will automatically fill the new rows using the recursion formula. Specifically it fills **A4** with the index 3, **A5** with 4, and so on. More importantly, it will put the formula $=1+1/B3$ in **B4**. Since **B3** holds the value a_2 , **B4** will hold the value $1 + 1/a_2$, which is our formula for a_3 ; **B5** gets filled with the formula $=1+1/B4$, which gives $1 + 1/a_3$ the formula for a_4 . The number of terms that are calculated in the sequence is the number of rows that we pull down the fill-box.

Example 4: (Online Homework HW05, # 8)

- (a) Find a recursive definition for the sequence
9, 11, 13, 15, 17, ... Assume the first term in the sequence is indexed by $n = 1$.
- (b) Find a closed formula for the sequence 9, 11, 13, 15, 17, ...
Assume the first term in the sequence is indexed by $n = 1$.

Recap

We gave two descriptions of sequences: explicit and recursive.

- An **explicit description** is of the form $a_n = f(n)$,
 $n = 0, 1, 2, \dots$ where $f(n)$ is a function of n .
- A **recursive description** is of the form $a_{n+1} = g(a_n)$,
 $n = 0, 1, 2, \dots$ where $g(a_n)$ is a function of a_n .

Remark 1:

In the above situation the value of a_{n+1} depends only on the value one time step back, namely, a_n . In this case the recursion is called a **first-order recursion**.

Remark 2:

The sequence defined by

$$a_0 = 1, \quad a_1 = 1, \quad a_{n+2} = a_n + a_{n+1} \quad \text{for } n = 0, 1, 2, \dots$$

is an example of a **second-order recursion**.

Recursive Sequences in the Life Sciences

Recursive sequences (or **difference equations**) are often used in biology to model, for example, cell division and insect populations.

In this biological context we usually replace n by t , to denote time.

If we think of t as the current time, then $t + 1$ is one unit of time into the future. We also use N_t to denote the population size.

Thus a first-order difference equation modeling population size has the form

$$N_{t+1} = f(N_t) \quad t = 0, 1, 2, 3, \dots$$

In this context we call f an **updating function** because f 'updates' the population from N_t to N_{t+1} .

Malthusian (or Exponential) Growth Model

One of our earlier examples can be rewritten as

$$N_{t+1} = 2N_t \quad N_0 = 3 \quad \text{or} \quad N_t = 3 \cdot 2^t.$$

This example is a special case of the so called **Malthusian Growth Model**, named after Thomas Malthus (1766-1834):

$$N_{t+1} = (1 + r)N_t$$

which says that the next generation is proportional to the population of the current generation.

It is typical to set $R = 1 + r$ so that the recursion becomes

$$N_{t+1} = RN_t.$$

This recursion has the following explicit form

$$N_t = N_0 R^t.$$

Hence the name of Exponential Growth Model.

Example 5: (Online Homework HW05, # 11)

- (a) A population of herbivores satisfies the growth equation $y_{n+1} = 1.05y_n$, where n is in years. If the initial population is $y_0 = 6,000$, then determine the explicit expression of the population.
- (b) A competing group of herbivores satisfies the growth equation $z_{n+1} = 1.06y_n$. If the initial population is $z_0 = 3,200$, then determine how long it takes for this population to double.
- (c) Find when the two populations are equal.

Visualizing Recursions

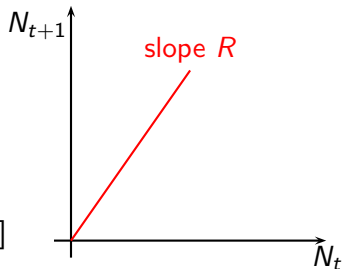
We can visualize recursions by plotting N_t on the horizontal axis and N_{t+1} on the vertical axis. Since $N_t \geq 0$ for biological reasons, we restrict the graph to the first quadrant.

The exponential growth recursion

$$N_{t+1} = RN_t$$

is then a straight line through the origin with slope R .

[i.e., $N_{t+1} = f(N_t)$, where $f(x) = Rx$]



For any current population size N_t , the graph allows us to find the population size in the next time step, namely, N_{t+1} .

Unless we label the points according to the corresponding t -value, we would not be able to tell at what time a point (N_t, N_{t+1}) was realized. We say that **time is implicit in this graph**.

The hallmark of exponential growth is that the ratio of successive population sizes, N_t/N_{t+1} , is constant. More precisely, it follows from $N_{t+1} = RN_t$ that

$$\frac{N_t}{N_{t+1}} = \frac{1}{R}$$

If the population consists of annual plants, we can interpret the ratio N_t/N_{t+1} as the **parent-offspring ratio**.

If this ratio is constant, parents produce the same number of offspring, regardless of the current population density. Such growth is called **density independent**.

When $R > 1$, the parent-offspring ratio, is less than 1, implying that the number of offspring exceeds the number of parents. This model yields then an ever-increasing population size. It eventually becomes **biologically unrealistic**, since any population will sooner or later experience food or habitat limitations that will limit its growth.

Below is the graph of the parent-offspring ratio N_t/N_{t+1} as a function of N_t when $N_t > 0$.

