

MA 137 – Calculus 1 with Life Science
Applications
Discrete-Time Models
Sequences and Difference Equations: **Limits**
(Section 2.2)

Alberto Corso

⟨alberto.corso@uky.edu⟩

Department of Mathematics
University of Kentucky

September 15, 2017

Limits of Recursive Sequences

We now discuss how to find the limit when a_n is defined by a recursive sequence of the first order

$$a_{n+1} = f(a_n)$$

Finding an explicit expression for a_n is often not a feasible strategy, because solving recursions can be very difficult or even impossible.

How, then, can we say anything about the limiting behavior of a recursively defined sequence?

The following procedure will allow us to identify **candidates** for limits.

Fixed Points (or Equilibria)

Definition

A **fixed point** (or **equilibrium**) of a recursive sequence

$$a_{n+1} = f(a_n)$$

is a number \hat{a} that is left unchanged by the (updating function) g , that is,

$$\hat{a} = f(\hat{a})$$

Remark:

A fixed point is only a candidate for a limit; a sequence does not have to converge to a given fixed point (unless a_0 is already equal to the fixed point).

Example 1:

Let $a_{n+1} = 1 + \frac{1}{a_n}$. Find the fixed points of this recursion, and investigate the limiting behavior of a_n when $a_1 = 1$.

Example 2:

Let $a_{n+1} = \sqrt{3a_n}$. Find the fixed points of this recursion, and investigate the limiting behavior of a_n when $a_0 = 1$.

Example 3:

Let $a_{n+1} = \frac{3}{a_n}$. Find the fixed points of this recursion, and investigate the limiting behavior of a_n when a_0 is not equal to a fixed point.

Comments

The previous examples illustrate that fixed points are only candidates for limits and that, depending on the initial condition, the sequence $\{a_n\}$ may or may not converge to a given fixed point.

If we know, however, that a sequence $\{a_n\}$ does converge, then the limit of the sequence must be one of the fixed points.

For this reason we say that a fixed point (or equilibrium) is **stable** if sequences that begin close to the fixed point approach that fixed point. It is called **unstable** if sequences that start close to the equilibrium move away from it.

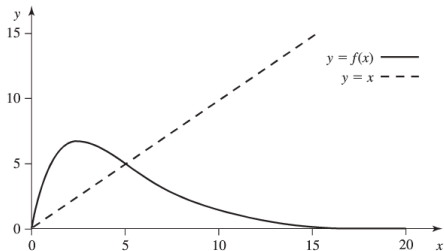
We will return to the relationship between fixed points and limits in Section 5.6, where we will learn methods that allow us to determine whether a sequence converges to a particular fixed point.

A Graphical Way to Find Fixed Points

There is a graphical method for finding fixed points, which we mention briefly below.

Given a recursion of the form $a_{n+1} = f(a_n)$, then we know that a fixed point \hat{a} satisfies $\hat{a} = f(\hat{a})$.

This suggests that if we graph $y = f(x)$ and $y = x$ in the same coordinate system, then fixed points are located where the two graphs intersect, as shown in the picture below



Example 4:

- (a) Consider the sequence recursively defined by the relation

$$a_{n+1} = 2a_n(1 - a_n) \quad a_0 = 0$$

and assume that $\lim_{n \rightarrow \infty} a_n$ exists.

Find all fixed points of $\{a_n\}$, and use a table or other reasoning to guess which fixed point is the limiting value for the given initial condition.

- (b) Same as in (a) but with $a_0 = 0.1$.

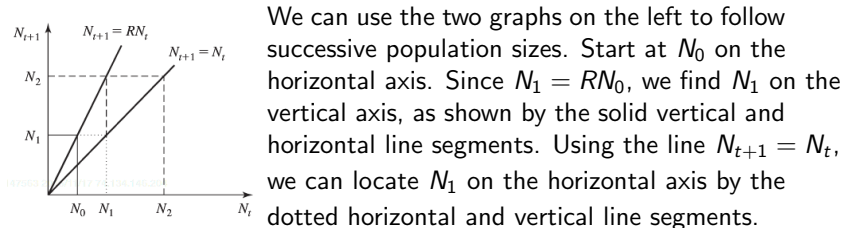
Appendix: Cobweb Plotter — Geogebra

Cobwebbing for $N_{t+1} = RN_t$

We can determine **graphically** whether a fixed point is stable or unstable.

The fixed points of exponential growth recursive sequence are found graphically where the graphs of $N_{t+1} = RN_t$ and $N_{t+1} = N_t$ intersect.

We see that the two graphs intersect where $N_t = 0$ only when $R \neq 1$.



We can use the two graphs on the left to follow successive population sizes. Start at N_0 on the horizontal axis. Since $N_1 = RN_0$, we find N_1 on the vertical axis, as shown by the solid vertical and horizontal line segments. Using the line $N_{t+1} = N_t$, we can locate N_1 on the horizontal axis by the dotted horizontal and vertical line segments.

Using the line $N_{t+1} = RN_t$ again, we can find N_2 on the vertical axis, as shown in the figure by the broken horizontal and vertical line segments. Using the line $N_{t+1} = N_t$ once more, we can locate N_2 on the horizontal axis and then repeat the preceding steps to find N_3 on the vertical axis, and so on.

This procedure is called **cobwebbing**.

General Case

The general form of a first-order recursion is

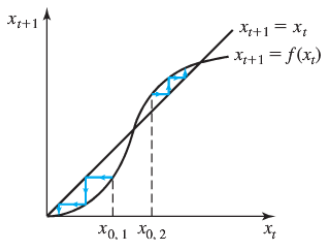
$$x_{t+1} = f(x_t), \quad t = 0, 1, 2, \dots$$

- To find fixed points **algebraically**, we solve $x = f(x)$.
- To find them **graphically**, we look for points of intersection of the graphs of $x_{t+1} = f(x_t)$ and $x_{t+1} = x_t$.

The graphs in the picture intersect more than once, which means that there are multiple equilibria. We can use the cobwebbing

procedure from the previous page to graphically investigate the behavior of the difference equation for different initial values.

Two cases are shown in the picture, one starting at $x_{0,1}$ and the other at $x_{0,2}$. We see that x_t converges to different values, depending on the initial value.

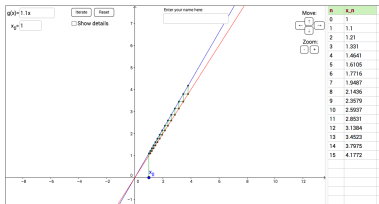


Example 1

The recursive sequence $x_{n+1} = R x_n$ has only one fixed point: $\hat{x} = 0$.

Cobweb plotter

This applet performs cobwebbing for a first-order difference equation $x_{n+1} = g(x_n)$.



The recursive sequence

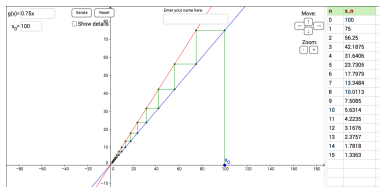
$$x_0 = 1 \quad x_{n+1} = 1.1x_n$$

does not converge to $\hat{x} = 0$.

$$\lim_{t \rightarrow \infty} x_t = \infty \quad (\text{or DNE})$$

Cobweb plotter

This applet performs cobwebbing for a first-order difference equation $x_{n+1} = g(x_n)$.



The recursive sequence

$$x_0 = 100 \quad x_{n+1} = 0.75x_n$$

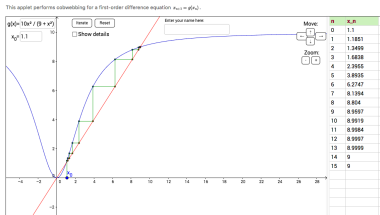
converges to $\hat{x} = 0$.

$$\lim_{t \rightarrow \infty} x_t = 0$$

Example 2

One easy check that the recursive sequence $x_{n+1} = \frac{10x_t^2}{9 + x_t^2}$ has the following three fixed points: $\hat{x} = 0, 1, 9$.

Cobweb plotter

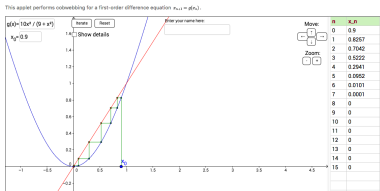


The recursive sequence

$$x_0 = 1.1 \quad x_{n+1} = \frac{10x_t^2}{9 + x_t^2}$$

converges to the fixed point $\hat{x} = 9$.

Cobweb plotter



The recursive sequence

$$x_0 = 0.9 \quad x_{n+1} = \frac{10x_t^2}{9 + x_t^2}$$

converges to the fixed point $\hat{x} = 0$.