

Math 213 - Parametric Surfaces and Surface Integrals Supplement

Peter A. Perry

University of Kentucky

December 2, 2019

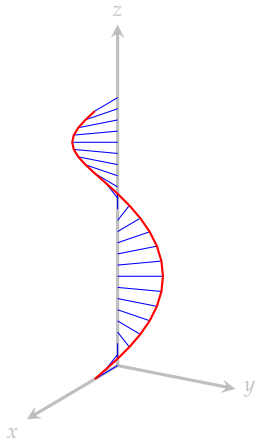
Parameterized Surface Examples

The *helicoid* is given by

$$\mathbf{r}(u, v) = \langle u \cos v, u \sin v, v \rangle$$

$$0 \leq u \leq 1, 0 \leq v \leq 2\pi$$

Notice that $\mathbf{r}(1, v) = \langle \cos v, \sin v, v \rangle$ is a helix curve



Parameterized Surface Examples

The *helicoid* is given by

$$\mathbf{r}(u, v) = \langle u \cos v, u \sin v, v \rangle$$

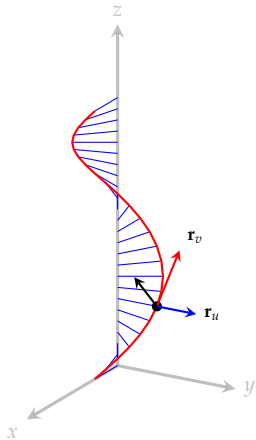
$$0 \leq u \leq 1, 0 \leq v \leq 2\pi$$

Notice that $\mathbf{r}(1, v) = \langle \cos v, \sin v, v \rangle$ is a helix curve

$$\mathbf{r}_u(u, v) = \langle \cos v, \sin v, 0 \rangle$$

$$\mathbf{r}_v(u, v) = \langle -u \sin v, u \cos v, 1 \rangle$$

$$\mathbf{r}_u \times \mathbf{r}_v = \langle \sin v, -\cos v, u \rangle$$



Parameterized Surface Examples

The *helicoid* is given by

$$\mathbf{r}(u, v) = \langle u \cos v, u \sin v, v \rangle$$

$$0 \leq u \leq 1, 0 \leq v \leq 2\pi$$

Notice that $\mathbf{r}(1, v) = \langle \cos v, \sin v, v \rangle$ is a helix curve

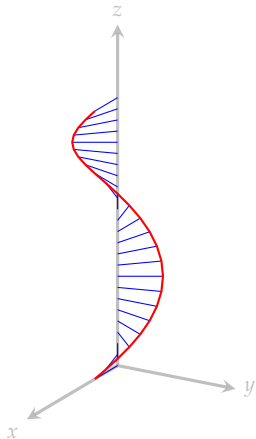
$$\mathbf{r}_u(u, v) = \langle \cos v, \sin v, 0 \rangle$$

$$\mathbf{r}_v(u, v) = \langle -u \sin v, u \cos v, 1 \rangle$$

$$\mathbf{r}_u \times \mathbf{r}_v = \langle \sin v, -\cos v, u \rangle$$

$$dS = \sqrt{1 + u^2} du dv$$

$$d\mathbf{S} = \langle \sin v, -\cos v, u \rangle du dv$$

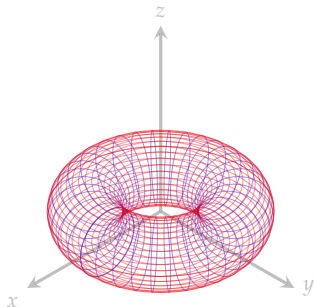


Parameterized Surface Examples

The *torus* is given by

$$\mathbf{r}(u, v) = \langle (2 + \cos u) \cos v, (2 + \cos u) \sin v, \sin u \rangle$$

$$0 \leq u \leq 2\pi, 0 \leq v \leq 2\pi$$



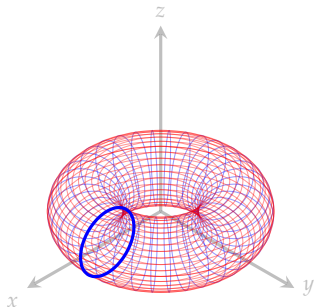
Parameterized Surface Examples

The *torus* is given by

$$\mathbf{r}(u, v) = \langle (2 + \cos u) \cos v, (2 + \cos u) \sin v, \sin u \rangle$$

$$0 \leq u \leq 2\pi, 0 \leq v \leq 2\pi$$

For each **blue** curve, $0 \leq u \leq 2\pi$ and v is fixed



Parameterized Surface Examples

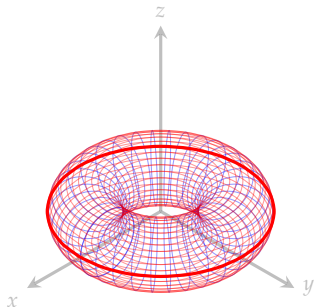
The *torus* is given by

$$\mathbf{r}(u, v) = \langle (2 + \cos u) \cos v, (2 + \cos u) \sin v, \sin u \rangle$$

$$0 \leq u \leq 2\pi, 0 \leq v \leq 2\pi$$

For each **blue** curve, $0 \leq u \leq 2\pi$ and v is fixed

For each **red** curve, $0 \leq v \leq 2\pi$, and u is fixed



Parameterized Surface Examples

The *torus* is given by

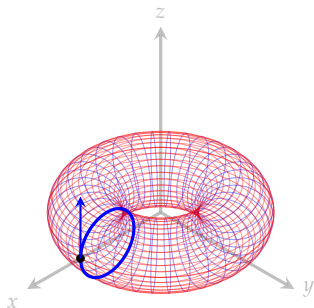
$$\mathbf{r}(u, v) = \langle (2 + \cos u) \cos v, (2 + \cos u) \sin v, \sin u \rangle$$

$$0 \leq u \leq 2\pi, 0 \leq v \leq 2\pi$$

For each **blue** curve, $0 \leq u \leq 2\pi$ and v is fixed

For each **red** curve, $0 \leq v \leq 2\pi$, and u is fixed

$$\mathbf{r}_u(u, v) = \langle -\sin u \cos v, -\sin u \sin v, \cos u \rangle$$



Parameterized Surface Examples

The *torus* is given by

$$\mathbf{r}(u, v) = \langle (2 + \cos u) \cos v, (2 + \cos u) \sin v, \sin u \rangle$$

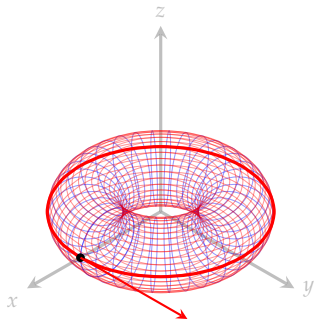
$$0 \leq u \leq 2\pi, 0 \leq v \leq 2\pi$$

For each **blue** curve, $0 \leq u \leq 2\pi$ and v is fixed

For each **red** curve, $0 \leq v \leq 2\pi$, and u is fixed

$$\mathbf{r}_u(u, v) = \langle -\sin u \cos v, -\sin u \sin v, \cos u \rangle$$

$$\mathbf{r}_v(u, v) = \langle -(2 + \cos u) \sin v, (2 + \cos u) \cos v, 0 \rangle$$



Parameterized Surface Examples

The *torus* is given by

$$\mathbf{r}(u, v) = \langle (2 + \cos u) \cos v, (2 + \cos u) \sin v, \sin u \rangle$$

$$0 \leq u \leq 2\pi, 0 \leq v \leq 2\pi$$

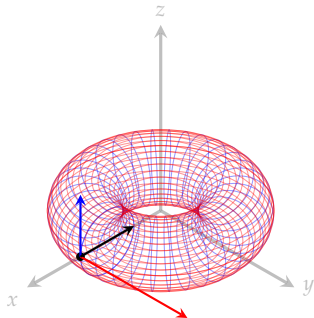
For each **blue** curve, $0 \leq u \leq 2\pi$ and v is fixed

For each **red** curve, $0 \leq v \leq 2\pi$, and u is fixed

$$\mathbf{r}_u(u, v) = \langle -\sin u \cos v, -\sin u \sin v, \cos u \rangle$$

$$\mathbf{r}_v(u, v) = \langle -(2 + \cos u) \sin v, (2 + \cos u) \cos v, 0 \rangle$$

$$\mathbf{r}_u \times \mathbf{r}_v = (2 + \cos u) \langle \cos u \cos v, \cos u \sin v, \sin u \rangle$$



Parameterized Surface Examples

The *torus* is given by

$$\mathbf{r}(u, v) = \langle (2 + \cos u) \cos v, (2 + \cos u) \sin v, \sin u \rangle$$

$$0 \leq u \leq 2\pi, 0 \leq v \leq 2\pi$$

For each **blue** curve, $0 \leq u \leq 2\pi$ and v is fixed

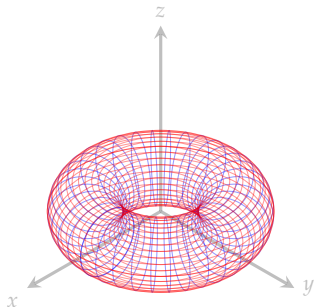
For each **red** curve, $0 \leq v \leq 2\pi$, and u is fixed

$$\mathbf{r}_u(u, v) = \langle -\sin u \cos v, -\sin u \sin v, \cos u \rangle$$

$$\mathbf{r}_v(u, v) = \langle -(2 + \cos u) \sin v, (2 + \cos u) \cos v, 0 \rangle$$

$$\mathbf{r}_u \times \mathbf{r}_v = (2 + \cos u) \langle \cos u \cos v, \cos u \sin v, \sin u \rangle$$

$$|\mathbf{r}_u \times \mathbf{r}_v| = |2 + \cos u|$$



Vector Equations of Curves and Surfaces

Vector Equation of a Space Curve

$$\mathbf{r}(t) = x(t)\mathbf{i} + y(t)\mathbf{j} + z(t)\mathbf{k}$$

$$a \leq t \leq b$$

Tangent Vector

$$\mathbf{r}'(t) = x'(t)\mathbf{i} + y'(t)\mathbf{j} + z'(t)\mathbf{k}$$

Element of Arc Length

$$ds = |\mathbf{r}'(t)| dt$$

Vector element of Arc Length

$$d\mathbf{r} = \mathbf{r}'(t) dt$$

Vector Equation of a Surface

$$\mathbf{r}(u, v) = x(u, v)\mathbf{i} + y(u, v)\mathbf{j} + z(u, v)\mathbf{k}$$

$(u, v) \in D$, a domain in the uv plane

Tangent Vectors

$$\mathbf{r}_u(u, v) = \frac{\partial x}{\partial u}\mathbf{i} + \frac{\partial y}{\partial u}\mathbf{j} + \frac{\partial z}{\partial u}\mathbf{k}$$

$$\mathbf{r}_v(u, v) = \frac{\partial x}{\partial v}\mathbf{i} + \frac{\partial y}{\partial v}\mathbf{j} + \frac{\partial z}{\partial v}\mathbf{k}$$

Element of Surface Area

$$dS = |\mathbf{r}_u \times \mathbf{r}_v| du dv$$

Vector Element of Surface Area

$$d\mathbf{S} = (\mathbf{r}_u \times \mathbf{r}_v) du dv$$

Line Integrals and Surface Integrals

Vector Equation of a Line

$$\mathbf{r}(t) = \langle x(t), y(t), z(t) \rangle,$$

$$a \leq t \leq b$$

Line Integral of a Scalar Function

$$\int_C f \, ds = \int_a^b f(\mathbf{r}(t)) |\mathbf{r}'(t)| \, dt$$

Line Integral of a Vector Function

$$\int_C \mathbf{F} \cdot d\mathbf{r} = \int_a^b \mathbf{F}(\mathbf{r}(t)) \cdot \mathbf{r}'(t) \, dt$$

also called “circulation of \mathbf{F} around C ”

Vector Equation of a Surface

$$\mathbf{r}(u, v) = \langle x(u, v), y(u, v), z(u, v) \rangle$$

$$(u, v) \in D, \text{ a domain in the } uv \text{ plane}$$

Surface Integral of a Scalar Function

$$\int_S f \, dS = \iint_D f(\mathbf{r}(u, v)) |\mathbf{r}_u \times \mathbf{r}_v| \, du \, dv$$

Surface Integral of a Vector Function

$$\int_S \mathbf{F} \cdot d\mathbf{S} = \iint_D \mathbf{F}(\mathbf{r}(u, v)) \cdot (\mathbf{r}_u \times \mathbf{r}_v) \, du \, dv$$

also called the “flux of \mathbf{F} out of the surface S ” provided $\mathbf{r}_u \times \mathbf{r}_v$ points outward