

Math 213 - Space Curves

Peter A. Perry

University of Kentucky

September 13, 2019

Reminders

- Access your WebWork account *only through Canvas!*
- Homework A4 on section 12.6 is due tonight
- The Review Session for Exam 1 will take place on Monday, September 16 from 6 PM to 8 PM in KAS 213
- On Wednesday September 18 we will have an in-class review for Exam I
- Exam 1 takes place next Wednesday, September 18. Section 17 will meet in CB 118, and sections 18 and 19 will meet in CB 122.

Unit I: Geometry and Motion in Space

- 12.1 Lecture 1: Three-Dimensional Coordinate Systems
- 12.2 Lecture 2: Vectors in the Plane and in Space
- 12.3 Lecture 3: The Dot Product
- 12.4 Lecture 4: The Cross Product
- 12.5 Lecture 5: Equations of Lines and Planes, I
- 12.5 Lecture 6: Equations of Lines and Planes, II
- 12.6 Lecture 7: Surfaces in Space
- 13.1 **Lecture 8: Vector Functions and Space Curves**
- 13.2 Lecture 9: Derivatives and Integrals of Vector Functions
- Lecture 10: Exam I Review

Learning Goals

- Understand what a **vector-valued function** is
- Understand limits and continuity for vector-valued functions
- Learn to visualize space curves:
 - (i) by computing their projections onto the xy , xz , and yz planes,
 - (ii) by viewing them as intersections of surfaces



Vector-Valued Functions

A **vector-valued function** is a function $\mathbf{r}(t)$ whose *domain* is a set of real numbers and whose *range* is a set of vectors in two- or three-dimensional space. We can specify $\mathbf{r}(t)$ through its *component functions*:

$$\mathbf{r}(t) = \langle f(t), g(t), h(t) \rangle = f(t)\mathbf{i} + g(t)\mathbf{j} + h(t)\mathbf{k}$$

Example you already know: If $\mathbf{r}_0 = \langle x_0, y_0, z_0 \rangle$ and $\mathbf{v} = \langle a, b, c \rangle$, then

$$\mathbf{r}(t) = \mathbf{r}_0 + t\mathbf{v}$$

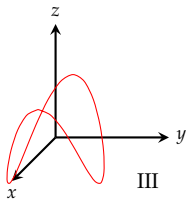
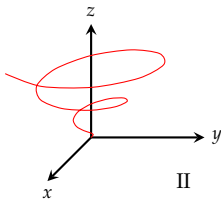
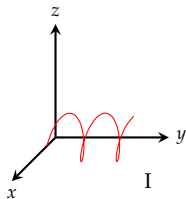
is a vector-valued function with component functions

$$f(t) = x_0 + at, \quad g(t) = y_0 + bt, \quad h(t) = z_0 + ct$$



Vector Function Basics

- 1 What is the domain of the function $\mathbf{r}(t) = \left\langle \ln(t+1), \frac{t}{9-t^2}, 2^t \right\rangle$?
- 2 What is $\lim_{t \rightarrow 1} \left(\frac{t^2-t}{t-1} \mathbf{i} + \sqrt{t+8} \mathbf{j} + \frac{\sin \pi t}{\ln t} \mathbf{k} \right)$?
- 3 Can you match these curves with their graphs?
 - (a) $\mathbf{r}(t) = \langle t \sin t, t \cos t, t \rangle$
 - (b) $x = \cos t, y = \sin t, z = \cos 2t$
 - (c) $x = \cos t, y = t, z = \sin t$



Breaking it Down: Limits and Continuity

The limit of a vector-valued function is the limit of the component functions:

$$\lim_{t \rightarrow t_0} \langle x(t), y(t), z(t) \rangle = \left\langle \lim_{t \rightarrow t_0} x(t), \lim_{t \rightarrow t_0} y(t), \lim_{t \rightarrow t_0} z(t) \right\rangle$$

A vector-valued function $\mathbf{r}(t) = \langle x(t), y(t), z(t) \rangle$ is continuous at $t = a$ if each of the component functions $x(t), y(t), z(t)$ is continuous at $t = a$

In short, $\mathbf{r}(t)$ is continuous at a if $\lim_{t \rightarrow a} \mathbf{r}(t) = \mathbf{r}(a)$

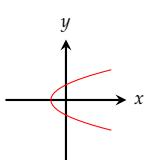
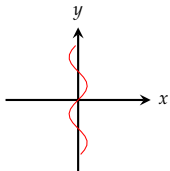
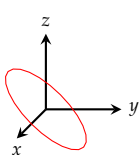
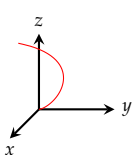
Space Curves

If $\mathbf{r}(t) = \langle f(t), g(t), h(t) \rangle$ is a vector function defined on an interval I , the set of all points $(x(t), y(t), z(t))$ for t in the interval I is called a *space curve* C . The equations $x = f(t), y = g(t), z = h(t)$ are called the parametric equations for C .

Match each of the space curves shown with their parametric equations.

$$\mathbf{r}(t) = \langle \sin t, t \rangle \quad \mathbf{r}(t) = \langle t^2 - 1, t \rangle$$

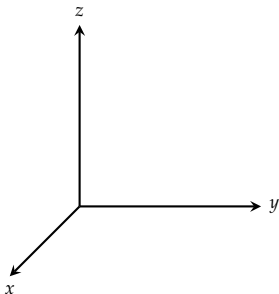
$$\mathbf{r}(t) = \langle t^2, t^3, t^4 \rangle \quad \mathbf{r}(t) = \langle \cos t, -\cos t, \sin t \rangle$$



Line Segments are Space Curves

- 1 Find the vector equation and parametric equations for the line segment from $P(2, 0, 0)$ to $Q(6, 2, -2)$
- 2 Find the vector equation and parametric equations for the line segment from $P(a, b, c)$ to $Q(u, v, w)$

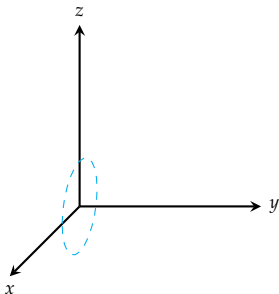
Visualizing It: Projections



Consider the space curve with parametric equations

$$x(t) = \cos t, \quad y(t) = t \quad z(t) = \sin t$$

Visualizing It: Projections

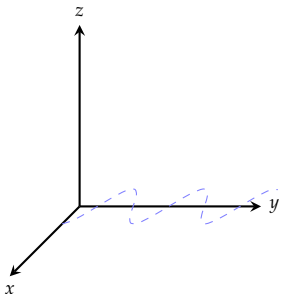


Consider the space curve with parametric equations

$$x(t) = \cos t, \quad y(t) = t \quad z(t) = \sin t$$

- 1 Find the projection of this curve onto the xz plane (the side wall)

Visualizing It: Projections

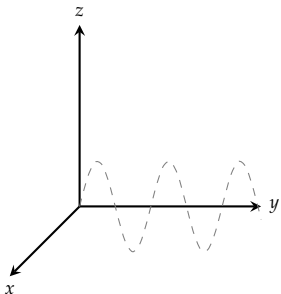


Consider the space curve with parametric equations

$$x(t) = \cos t, \quad y(t) = t \quad z(t) = \sin t$$

- 1 Find the projection of this curve onto the xz plane (the side wall)
- 2 Find the projection of this curve onto the xy plane (the floor)

Visualizing It: Projections

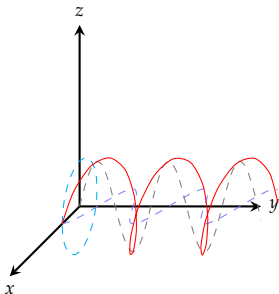


Consider the space curve with parametric equations

$$x(t) = \cos t, \quad y(t) = t \quad z(t) = \sin t$$

- 1 Find the projection of this curve onto the xz plane (the side wall)
- 2 Find the projection of this curve onto the xy plane (the floor)
- 3 Find the projection of this curve onto the yz plane (the back wall)

Visualizing It: Projections

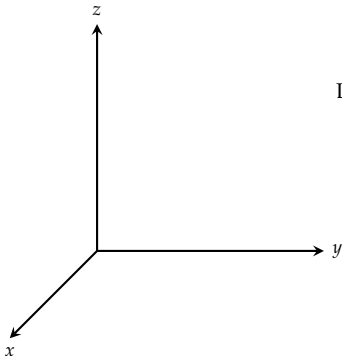


Consider the space curve with parametric equations

$$x(t) = \cos t, \quad y(t) = t \quad z(t) = \sin t$$

- 1 Find the projection of this curve onto the xz plane (the side wall)
- 2 Find the projection of this curve onto the xy plane (the floor)
- 3 Find the projection of this curve onto the yz plane (the back wall)

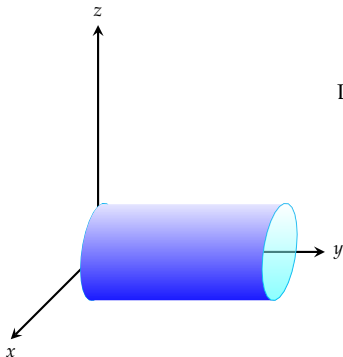
Visualizing It: Surfaces



Let's take another look at the curve

$$x(t) = \cos t, \quad y(t) = t \quad z(t) = \sin t$$

Visualizing It: Surfaces

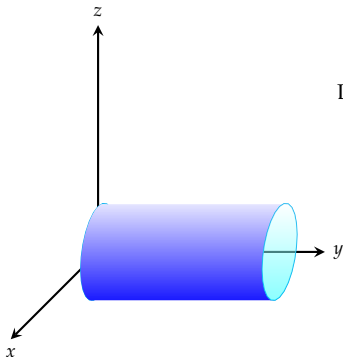


Let's take another look at the curve

$$x(t) = \cos t, \quad y(t) = t \quad z(t) = \sin t$$

- 1 Show that this curve lies on the cylinder $x^2 + z^2 = 1$

Visualizing It: Surfaces

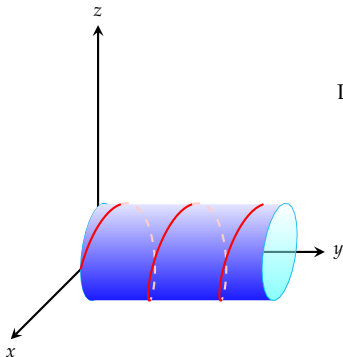


Let's take another look at the curve

$$x(t) = \cos t, \quad y(t) = t \quad z(t) = \sin t$$

- 1 Show that this curve lies on the cylinder $x^2 + z^2 = 1$
- 2 Sketch the curve and the surface on the same set of axes

Visualizing It: Surfaces

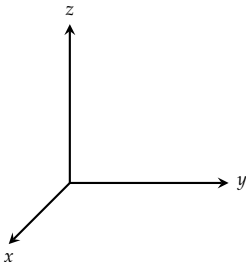


Let's take another look at the curve

$$x(t) = \cos t, \quad y(t) = t \quad z(t) = \sin t$$

- 1 Show that this curve lies on the cylinder $x^2 + z^2 = 1$
- 2 Sketch the curve and the surface on the same set of axes

Visualizing It: Surfaces

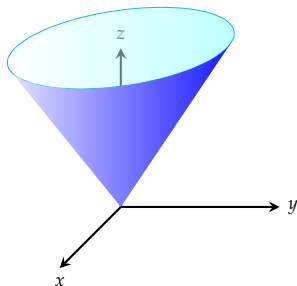


Let's revisit the curve

$$x(t) = t \cos t, \quad y(t) = t \sin t, \quad z(t) = t$$

- 1 Show that this curve lies on the right circular cone $z^2 = x^2 + y^2$
- 2 Sketch the curve and the surface on the same set of axes.

Visualizing It: Surfaces

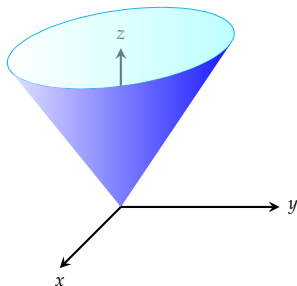


Let's revisit the curve

$$x(t) = t \cos t, \quad y(t) = t \sin t, \quad z(t) = t$$

- 1 Show that this curve lies on the right circular cone $z^2 = x^2 + y^2$
- 2 Sketch the curve and the surface on the same set of axes.

Visualizing It: Surfaces

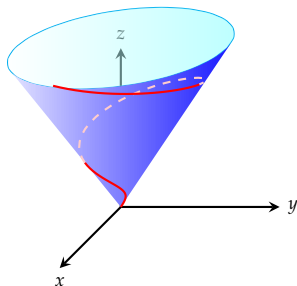


Let's revisit the curve

$$x(t) = t \cos t, \quad y(t) = t \sin t, \quad z(t) = t$$

- 1 Show that this curve lies on the right circular cone $z^2 = x^2 + y^2$
- 2 Sketch the curve and the surface on the same set of axes.

Visualizing It: Surfaces



Let's revisit the curve

$$x(t) = t \cos t, \quad y(t) = t \sin t, \quad z(t) = t$$

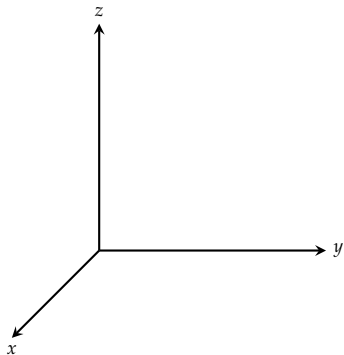
- 1 Show that this curve lies on the right circular cone $z^2 = x^2 + y^2$
- 2 Sketch the curve and the surface on the same set of axes.

Visualize It: Space Curves and Surfaces

Show that the curve with parametric equations

$$x = \sin t, \quad y = \cos t, \quad z = \sin^2 t$$

is the curve of intersection of the surfaces $z = x^2$ and $x^2 + y^2 = 1$.



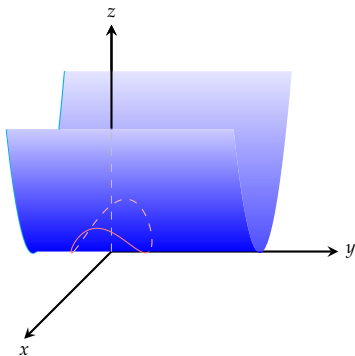
- The surface $z = x^2$ is a cylinder with curve $z = x^2$ parallel to the y -axis
- The surface $x^2 + y^2 = 1$ is a cylinder of radius 1 parallel to the z -axis
- Their intersection is the parametric curve above

Visualize It: Space Curves and Surfaces

Show that the curve with parametric equations

$$x = \sin t, \quad y = \cos t, \quad z = \sin^2 t$$

is the curve of intersection of the surfaces $z = x^2$ and $x^2 + y^2 = 1$.



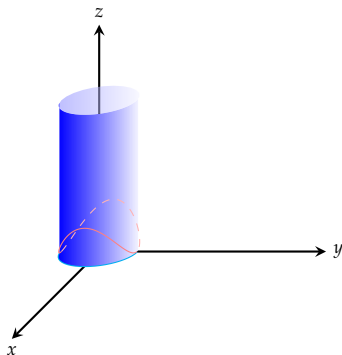
- The surface $z = x^2$ is a cylinder with curve $z = x^2$ parallel to the y -axis
- The surface $x^2 + y^2 = 1$ is a cylinder of radius 1 parallel to the the z -axis
- Their intersection is the parametric curve above

Visualize It: Space Curves and Surfaces

Show that the curve with parametric equations

$$x = \sin t, \quad y = \cos t, \quad z = \sin^2 t$$

is the curve of intersection of the surfaces $z = x^2$ and $x^2 + y^2 = 1$.



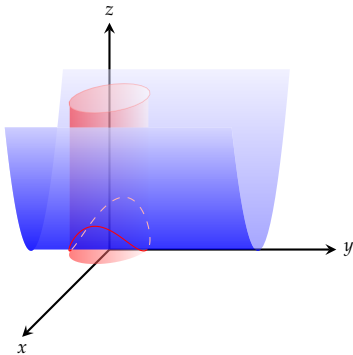
- The surface $z = x^2$ is a cylinder with curve $z = x^2$ parallel to the y -axis
- The surface $x^2 + y^2 = 1$ is a cylinder of radius 1 parallel to the z -axis
- Their intersection is the parametric curve above

Visualize It: Space Curves and Surfaces

Show that the curve with parametric equations

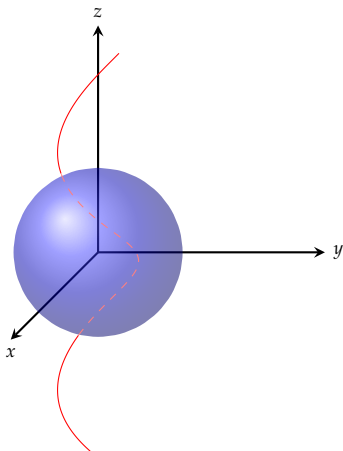
$$x = \sin t, \quad y = \cos t, \quad z = \sin^2 t$$

is the curve of intersection of the surfaces $z = x^2$ and $x^2 + y^2 = 1$.



- The surface $z = x^2$ is a cylinder with curve $z = x^2$ parallel to the y -axis
- The surface $x^2 + y^2 = 1$ is a cylinder of radius 1 parallel to the the z -axis
- Their intersection is the parametric curve above

Intersections



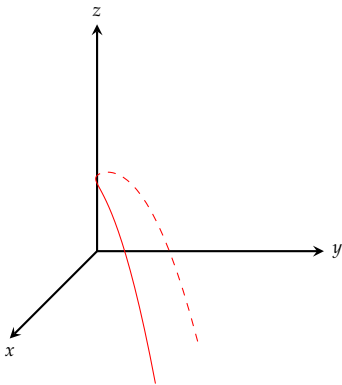
- 1 Find the points where the helix

$$\mathbf{r}(t) = \langle \sin(t), \cos(t), t \rangle$$

intersects the sphere

$$x^2 + y^2 + z^2 = 5$$

Intersections



- 1 Find the points where the helix

$$\mathbf{r}(t) = \langle \sin(t), \cos(t), t \rangle$$

intersects the sphere

$$x^2 + y^2 + z^2 = 5$$

- 2 Find the curve that describes the intersection of the parabolic cylinder $y = x^2$ and the top half of the ellipsoid

$$x^2 + 4y^2 + 4z^2 = 16$$

Intersections

Two particles travel along the space curves

$$\mathbf{r}_1(t) = \langle t, t^2, t^3 \rangle, \quad \mathbf{r}_2(t) = \langle 1 + 2t, 1 + 6t, 1 + 14t \rangle$$

Do the particles collide? Do their paths intersect?

Recall:

Two particles *collide* if $\mathbf{r}_1(t) = \mathbf{r}_2(t)$ for the *same* t .

Two particles *intersect* if $\mathbf{r}_1(s) = \mathbf{r}_2(t)$ for (possibly different) times s and t .

Summary

- We learned what a vector-valued function
- We learned how to compute limits of space curves
- We learned what it means for a space curve to be continuous
- We learned how to visualize space curves as described by vector-valued functions

Homework

- Begin reviewing for Exam I
- Re-read section 13.1
- Read section 13.2 for Monday
- Begin work on Webwork A5 which is due no later than next Wednesday