

Untraceable exercise

Name: _____
MA111-009
2011-03-11

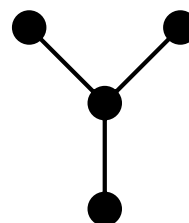
1. Can you trace the following figure (a line)? Why?



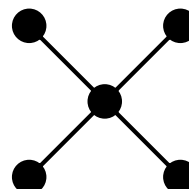
2. Can you trace the following figure (a longer line)? Why?



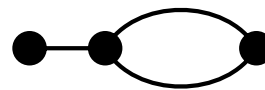
3. Can you trace the following figure (a Y)? Why?



4. Can you trace the following figure (an ecks)? Why?



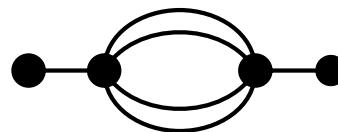
5. Can you trace the following figure (a corndog)? Why?



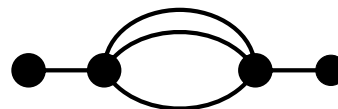
6. Can you trace the following figure (double corndog)? Why?



7. Can you trace the following figure (d.c. with bun)? Why?



8. Can you trace the following figure (d.c. with half bun)? Why?



9. How do you tell if a graph can be traced or not?