

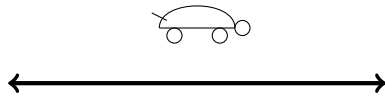
Symmetry worksheet II

By Jack Schmidt


Name: _____
2011-04-04
MA111-009

One reflection

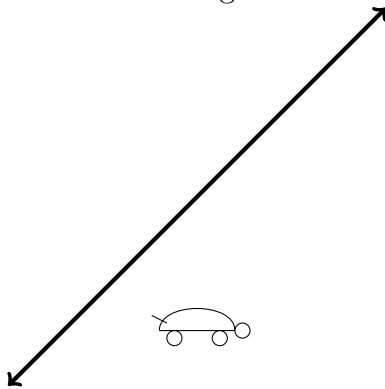
1. Reflect the figure over the line:



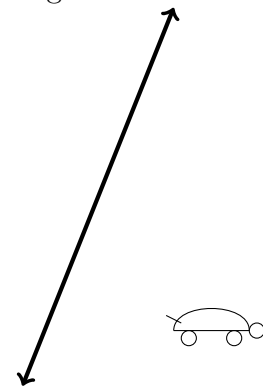
2. Reflect the figure over the line:



3. Reflect the figure over the line:



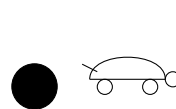
4. Reflect the figure over the line:



5. Rotate the figure 90° around the given point

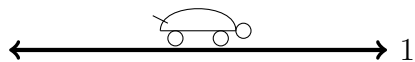


6. Rotate the figure 90° around the given point

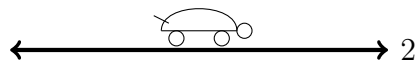


Two reflections

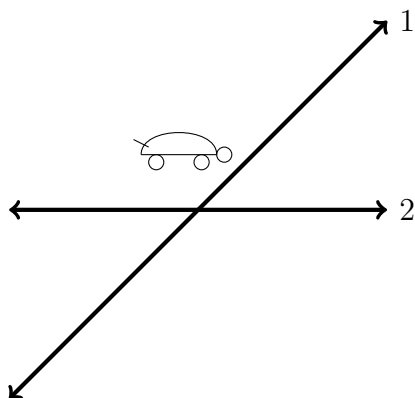
1. Reflect the figure over the lines:



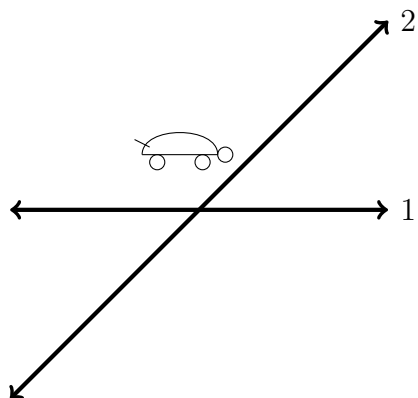
2. Reflect the figure over the lines:



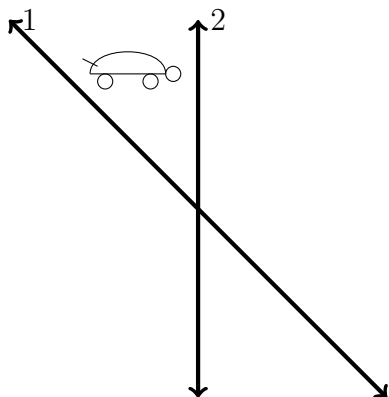
3. Reflect the figure over the lines:



4. Reflect the figure over the lines:



5. Reflect the figure over the lines:



6. Reflect the figure over the lines:

