

The Seven Frieze Groups

Name

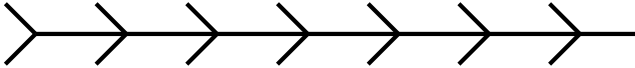
Line Example

Foot Example

Hop



Jump



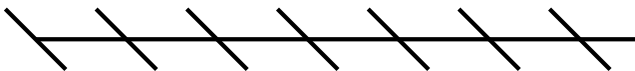
Walk



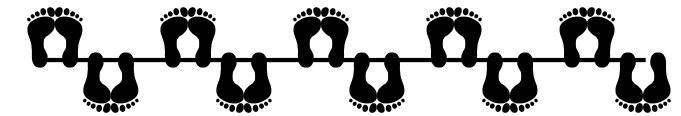
Sidle



SpinHop




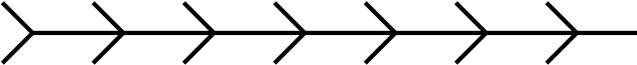
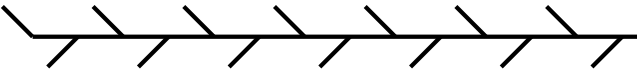

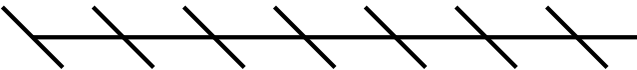


SpinSidle



SpinJump



The Seven Frieze Groups

Name	Line Example	Symmetry elements
Hop		Only translation
Jump		Flip over horizontal
Walk		Glide reflection
Sidle		Two flip over verticals
SpinHop		Two rotate 180s
SpinSidle		Sidle+SpinHop
SpinJump		Everything

Draw the symmetry elements: lines of reflection and centers of 180 degree rotations (half-turns).

Draw 10 Frieze patterns on this side of the paper. Try to get at least one of all 7 types. Trade papers with someone nearby and identify the Frieze patterns they drew as Hop, Jump, Walk, Sidle, Spin Hop, Spin Sidle, or Spin Jump.

